


Make & Take

PHONICS MINI BOOKS


Consonant Digraphs



CH



PH



SH



TH



WH

Make & Take

PHONICS MINI BOOKS

Consonant Digraphs

DESCRIPTION:

This is a fun project that takes about 20-30 minutes per book, designed for kids Pre-K - Kindergarten. Students learn a new consonant digraph each book by coloring pictures containing the targeted digraph and tracing over the letters as they occur in words.

Each book is a single sheet of paper divided into 8 sections.

When the student has completed coloring the sections, the paper is folded into a "book" that he/she can take home.

CONCEPTS:

There are 5 common digraphs covered, including:


ch, ph, sh, th, wh

INCLUDED:


- * 5 Mini Books
- * Instructions

HOW TO MAKE THE BOOKS


1. Cut off edges on the short sides of the paper.



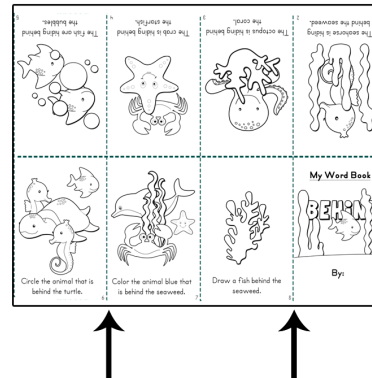
2. Fold in half along the long edge.



3. Unfold and fold again along the short edge.



4. Unfold and make creases along the two other vertical lines.




HOW TO MAKE THE BOOKS

5. Cut a small slit in the middle, extending across the middle two pages.




6. Holding each end, push them together so you can see through the slit (make a diamond shape).



7. Push the ends in further until it looks like a plus sign.



8. Fold it in half and you're done!



Credits:

This product was made from designs by the artists listed below, some of which have been altered (colors removed/changed, elements added/deleted):

Ink n Little Things, teacherspayteachers.com/Store/Ink-N-Little-Things

Prettygrafik, <http://www.prettygrafik.com>

AMBillustrations, www.etsy.com/shop/AMBillustrations

KPMdoodles, www.etsy.com/shop/kpmdoodles

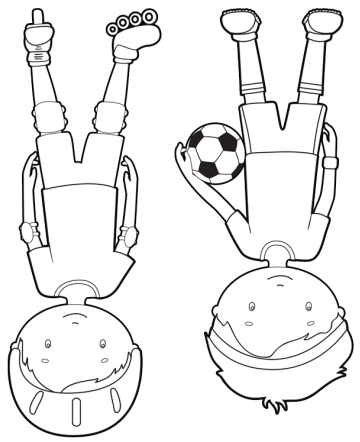
Laura Clover, lauraclover.deviantart.com




Backgrounds: Sonya DeHart Design, www.etsy.com/shop/SonyaDeHartDesign

Thank you to all the artists for the beautiful graphics!

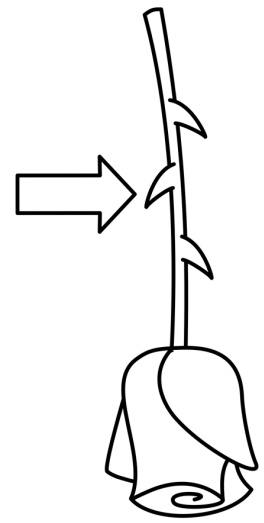
5 bath tub brothers



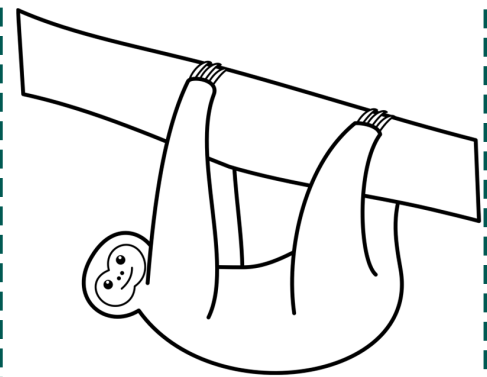
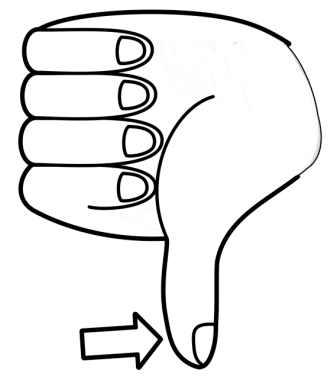
h bath tub




3 thorn



2 thumb

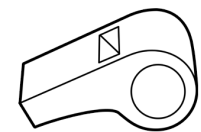



sloth




a moth
above a
throne

3



Circle all the things that
have "th" in them.

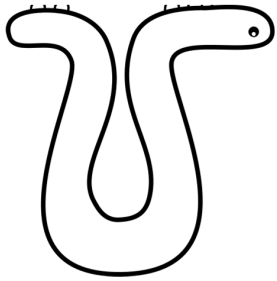
My Letter Book



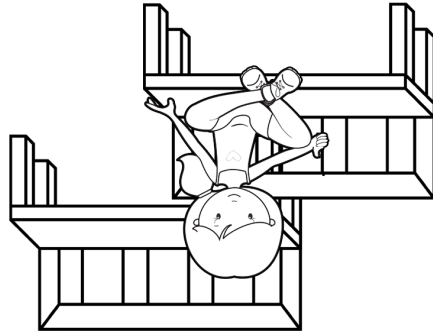
TH

By:


5
inchworm



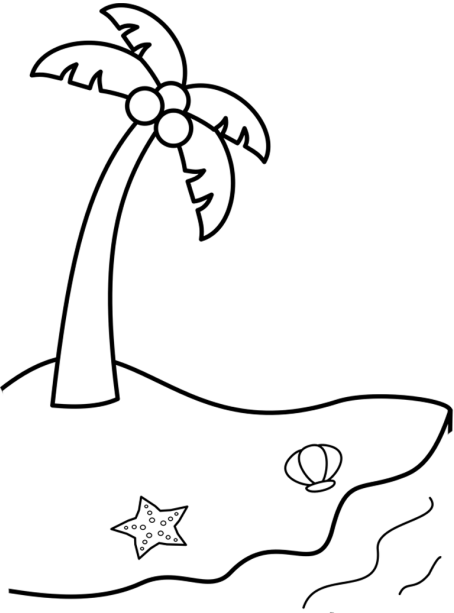

4
benches




3
cheese



2
cherries



6
beach



peach
on a
branch



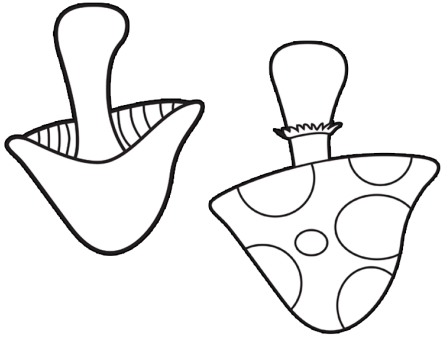
Circle all the things
starting with "ch".

My Letter Book

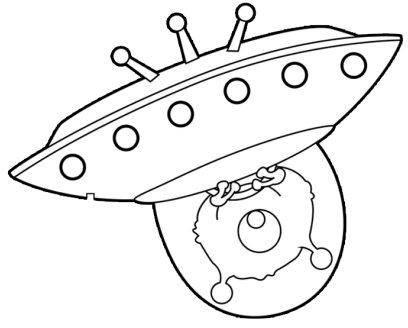


By:

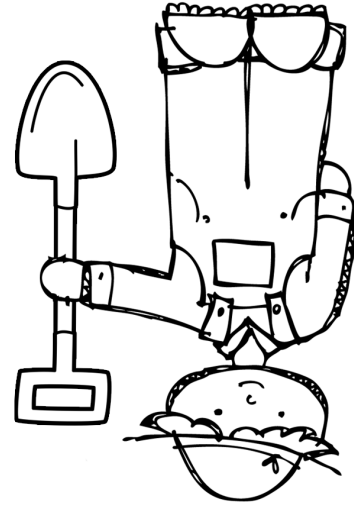
mushroom





spaceship




shovel




sheep



cash




flashlight
by the
trash



Circle all the things that
have "sh" in them.

My Letter Book

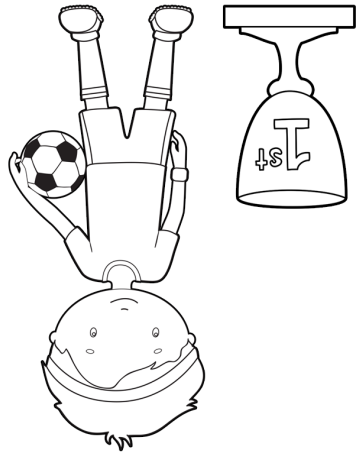
SH



By:


5

trophy




h

elephant




8

phantom




2

photo



autograph microphone


6



gopher
with a

microphone

7




IDLOPNH



Unscramble the letters
to make a "ph" word.

My Letter Book

PH

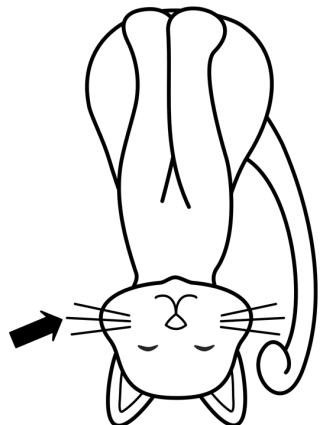


By:

8

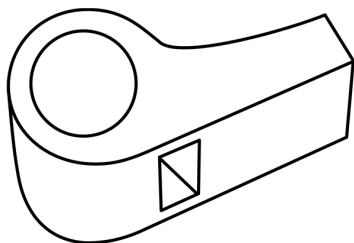
5

whiskers



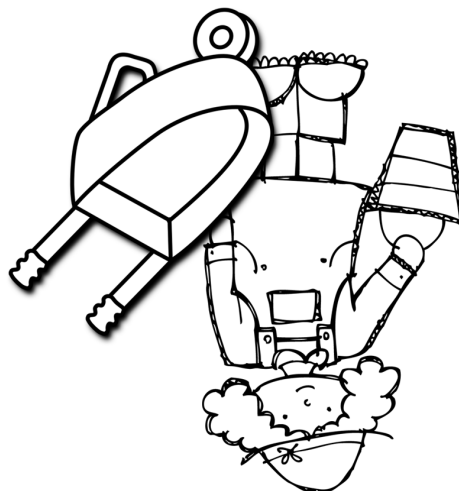
4

whistle




3

wheel
-barrow




2

whale



My Letter Book




WH

By:


8

wheelchair



6

whipped
cream



7

Circle all the things that
start with "wh".

